


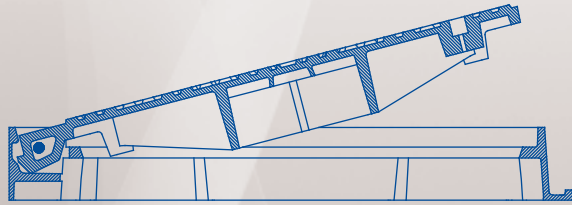





Manhole Covers

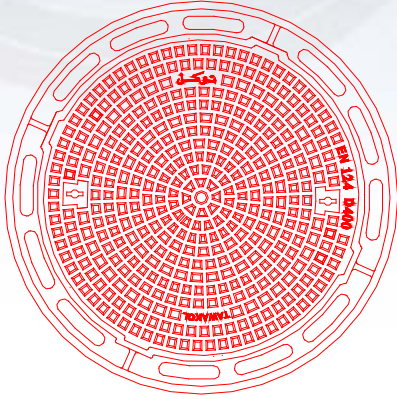




Manhole Covers

D400 Gray Cast Iron

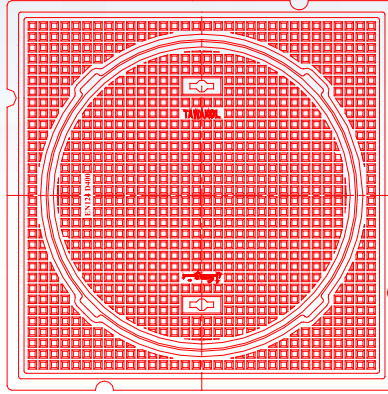
1.1 - CC-CRR



Available clear openings
Ø500

D400 Gray Cast Iron

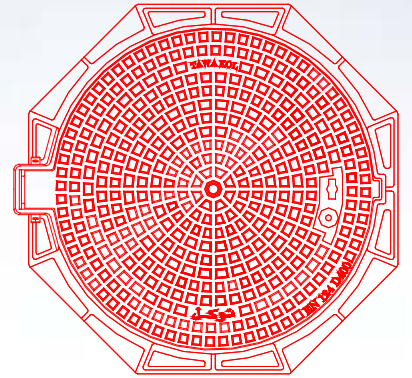
1.4 - CC-CSRH



Available clear openings
Ø600

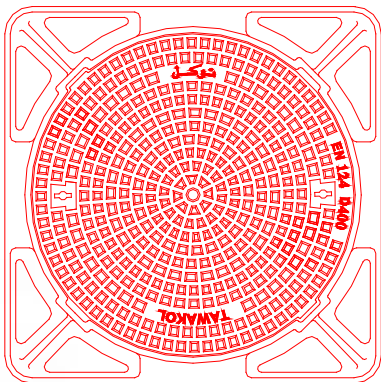
D400 Ductile Cast Iron

1.7 - ALXH-DHR



Available clear openings
Ø600

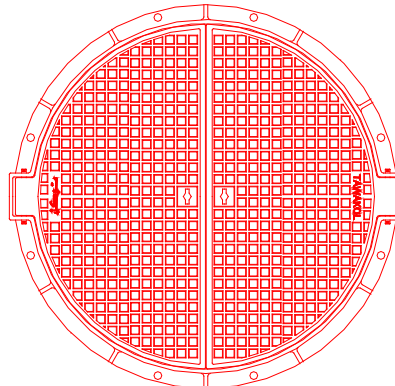
1.2 - CC2-CSR



Available clear openings
Ø550

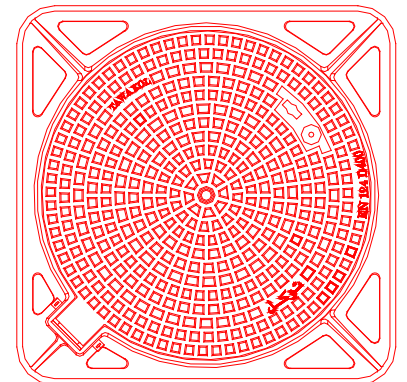
D400 Ductile Cast Iron

1.5 - CAH2-DRR



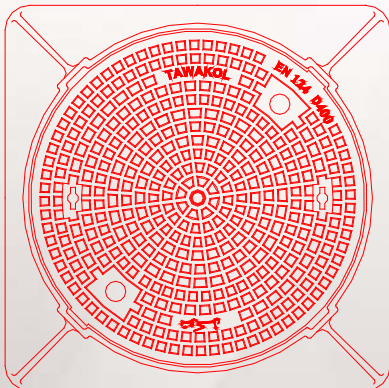
Available clear openings
Ø1250

1.8 - ALXH-DSR



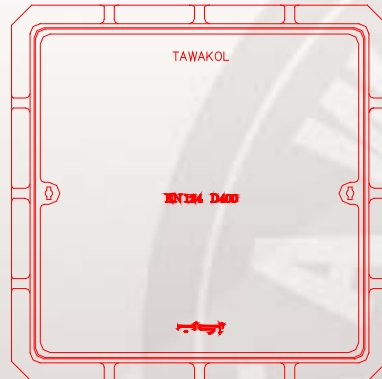
Available clear openings
Ø600

1.3 - CC-CSR




Available clear openings
Ø600

1.6 - RC-D70S



Available clear openings
600 x 600

1.9 - ALXH-DSR2




Available clear openings
Ø600



Manhole Covers

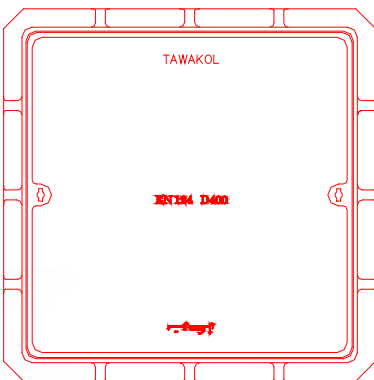
D400 Ductile Cast Iron

1.10 - DS-DSS



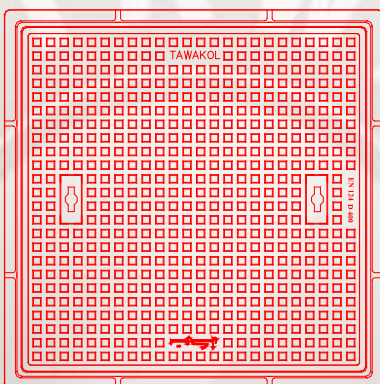
Available clear openings
800 X 800 - 600 X 600

1.11 - RC-D70S



Available clear openings
600 x 600


1.12 - SS-DSS



Available clear openings
600 x 600

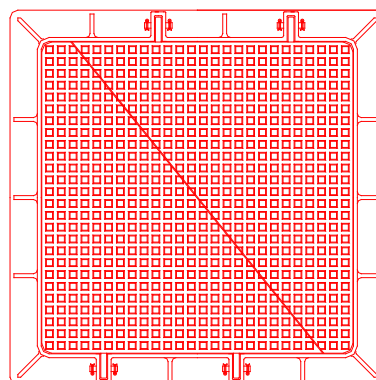
D400 Ductile Cast Iron

1.13 -TC-DSS



Available clear openings
600 x 600 - 500 x 500
400 x 400 - 300 x 300

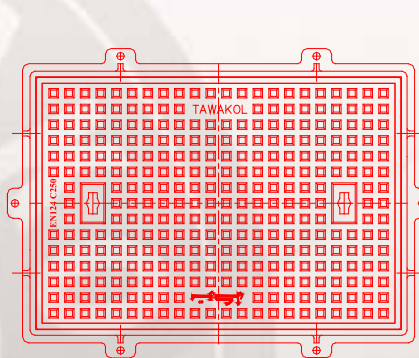
1.14 - GAH2-DT



Available clear openings
750 x 750

D400 Ductile Cast Iron

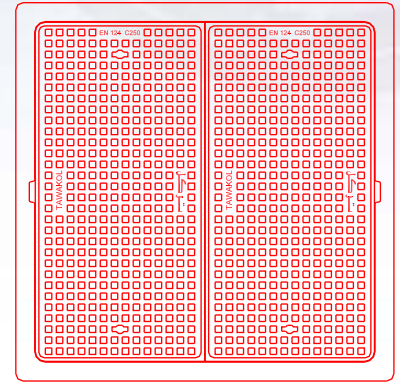
2.1 - SS-DRC



Available clear openings
900 x 600

C250 Gray Cast Iron

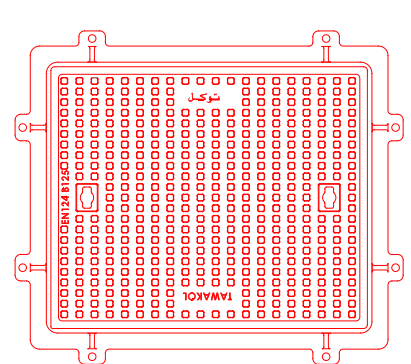
2.2 - JO2-CSS



Available clear openings
900 x 900

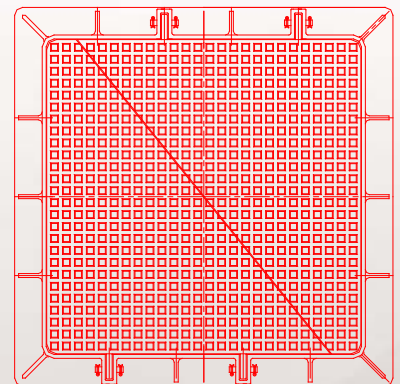
C250 Ductile Cast Iron

2.3 - SS-DRC



Available clear openings
750 x 600

2.4 -GAH2-CT



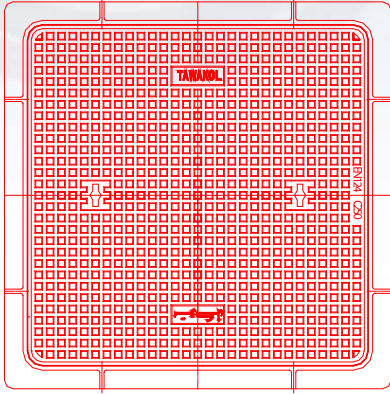
Available clear openings
750 X 750



Manhole Covers

C250 Ductile Cast Iron

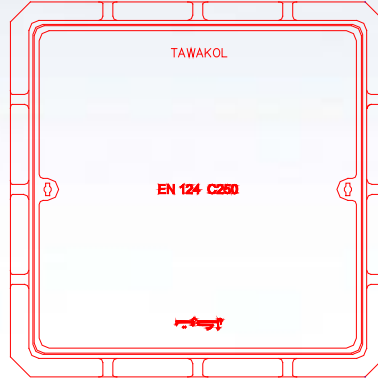
2.5 - DS-DSS



Available clear openings
800 x 800 - 600 x 600

C250 Gray Cast Iron

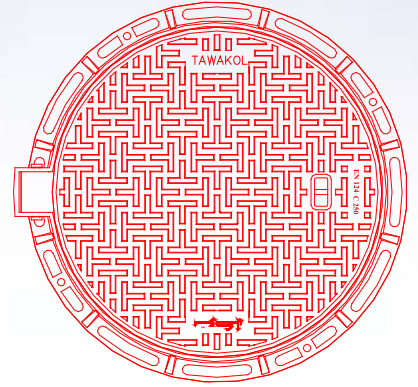
2.8 - RC-C70S



Available clear openings
600 x 600 - 520 x 520

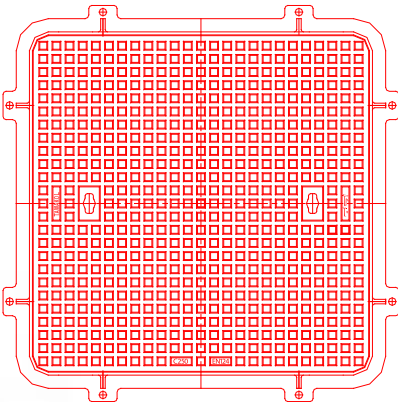
C250 Ductile Cast Iron

2.11 - TCH-DRR



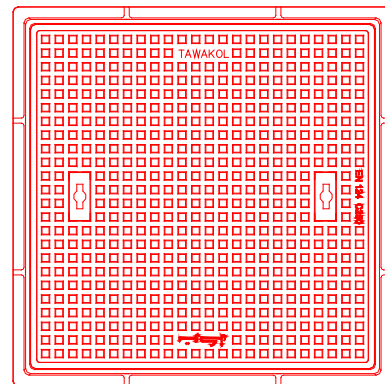
Available clear openings
Ø600 - Ø500 - Ø400 - Ø300

2.6 - SS-DSS



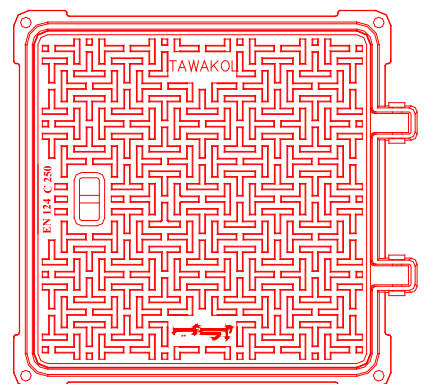
Available clear openings
800 x 800 - 600 x 600

2.9 - SS-CSS



Available clear openings
600 x 600

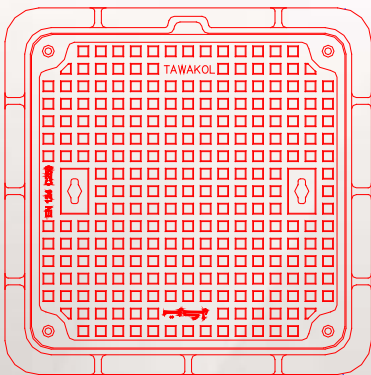
2.12 - TCH-DSS



Available clear openings
600 x 600 - 500 x 500
400 x 400 - 300 x 300


C250 Gray Cast Iron

2.7 - JOWT-CSS



Available clear openings
500 x 500

2.10 - TC-CSS



Available clear openings
600 x 600 - 500 x 500
400 x 400 - 300 x 300

C250 Gray Cast Iron

2.13 - TC-CRR




Available clear openings
Ø600 - Ø500 - Ø400 - Ø300



Manhole Covers

B125 Cast Iron


3.1 TC-CSS



Available clear openings

600 x 600 - 500 x 500
400 x 400 - 300 x 300

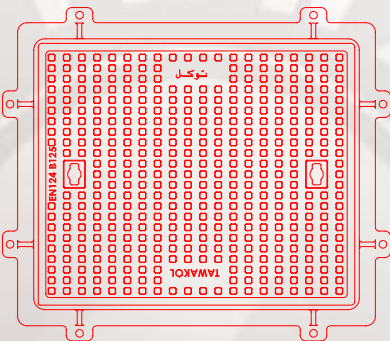
3.2 - TC-CRR



Available clear openings
Ø600 - Ø500 - Ø400 - Ø300

B125 - Cast Iron

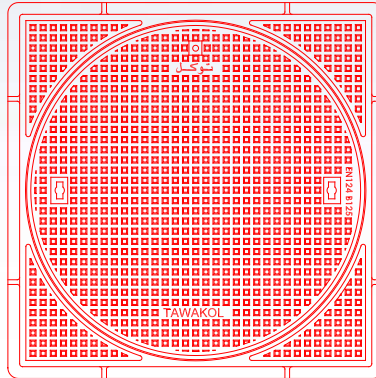
3.3 - SS-CRC



Available clear openings
750 x 600

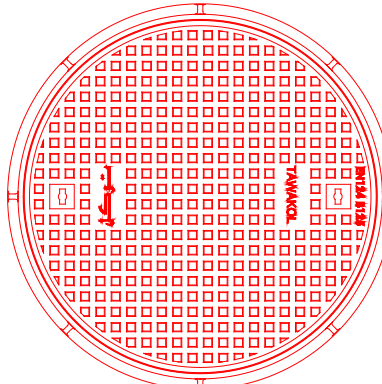
B125 - Cast Iron

3.4 - AGT-CSR



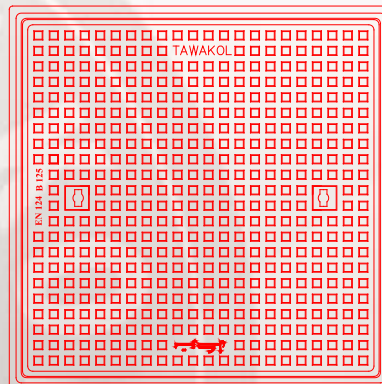
Available clear openings
Ø600

3.5 - AG-CRR



Available clear openings
Ø500

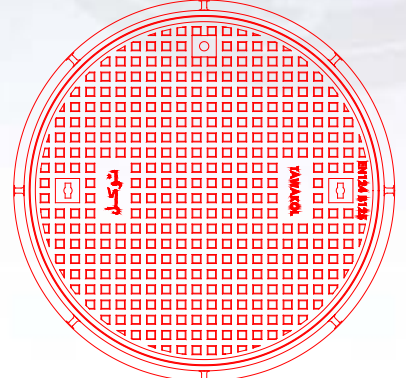
3.6 - AG-CSS



Available clear openings
500 x 500

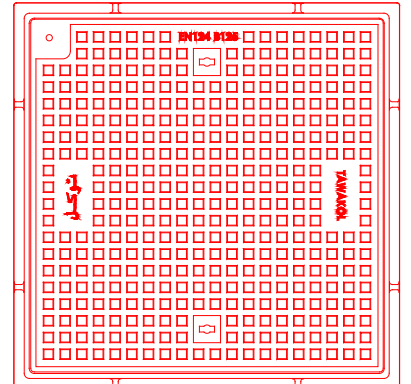
B125 - Cast Iron

3.7 - AGT-CRR



Available clear openings
Ø600

3.8 - AGT-CSS



Available clear openings
600 x 600 - 500 x 500
400 x 400 - 300 x 300

B125 Ductile Cast Iron

3.9 - RC-DRR



Available clear openings
Ø600



Manhole Covers

B125 Ductile Cast Iron

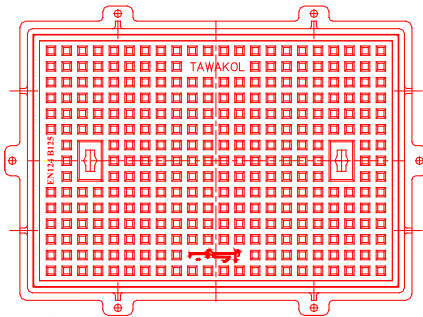
3.10 - RC-D40S



Available clear openings
600 x 600 - 500 x 500

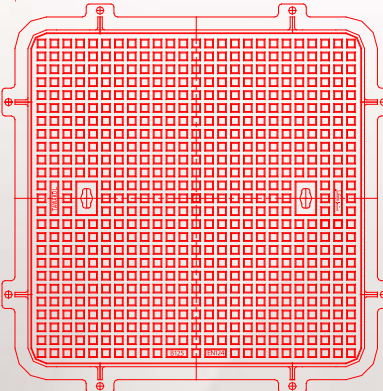
B125 Cast Iron

3.11 - SSC-CRC



Available clear openings
600 x 900


3.12 - SSC-CSS



Available clear openings
800 x 800


B125 Cast Iron

3.13 - TC-CRR



Available clear openings
Ø600 - Ø500 - Ø400 - Ø300

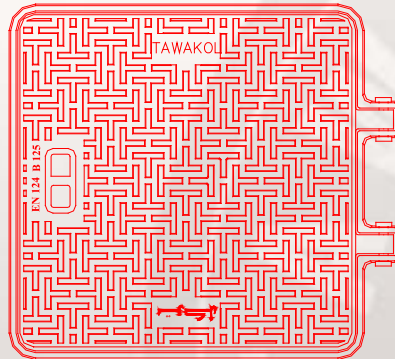
3.14 TC-CSS



Available clear openings
600 x 600 - 500 x 500
400 x 400 - 300 x 300

B125 Ductile Cast Iron


3.15 - TCH-DSS



Available clear openings
600 x 600 - 500 x 500
400 x 400 - 300 x 300

B125 Ductile Cast Iron


3.16 - TC-DRR



Available clear openings
Ø600 - Ø500 - Ø400 - Ø300

A15 Ductile Cast Iron


4.1 - TCH-DSS



Available clear openings
600 x 600 - 500 x 500
400 x 400 - 300 x 300

A15 Ductile Cast Iron

4.2 - TC-DRR



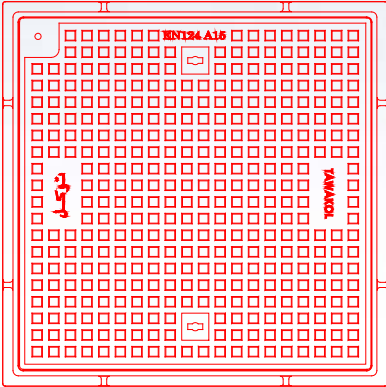
Available clear openings
Ø600 - Ø500 - Ø400 - Ø300



Manhole Covers

A15 Gray Cast Iron

4.3 - AGT-CSS

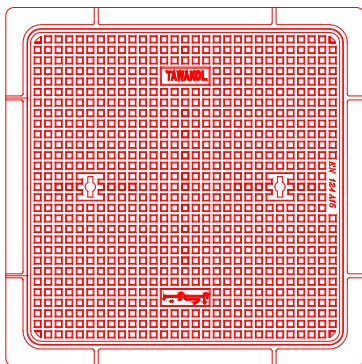


Available clear openings

600 x 600 - 500 x 500

400 x 400 - 300 x 300


4.4 - DS-CSS



Available clear openings

600 x 600

4.5 - TC-CSS




Available clear openings

600 x 600 - 500 x 500

400 x 400 - 300 x 300

A15 Gray Cast Iron

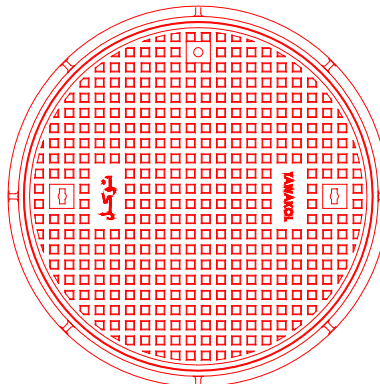
4.6 - TC-CRR



Available clear openings

Ø600 - Ø500 - Ø400 - Ø300

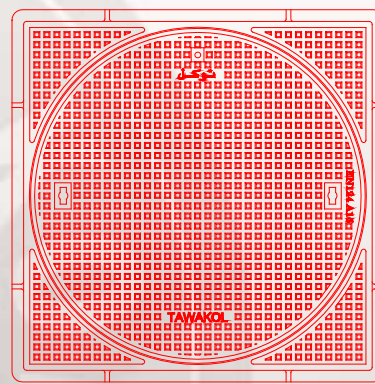
4.7 - AGT-CRR



Available clear openings

Ø600 - Ø500

4.8 - AGT-CSR



Available clear openings

Ø600 - Ø500

A15 Gray Cast Iron

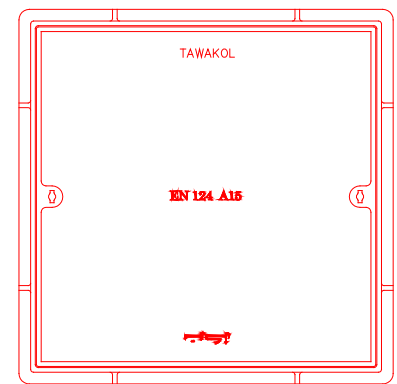
4.9 - RC-C40R



Available clear openings

Ø600

4.10 - RC-C36S



Available clear openings

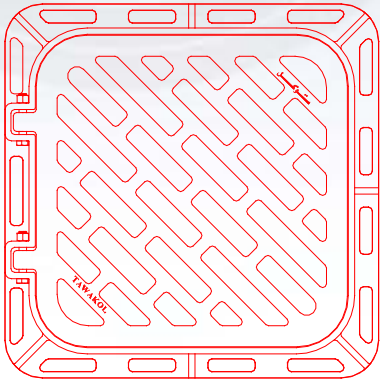
600 x 600 - 500 x 500



GULLIES - GRATINGS & ACCESSORIES

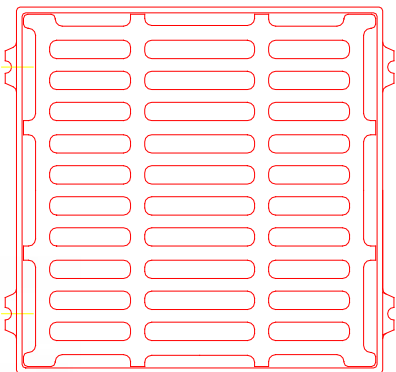
D400 Ductile Cast Iron

5.1 - RMS-DG



Available sizes
500 x 500 - 400 x 400

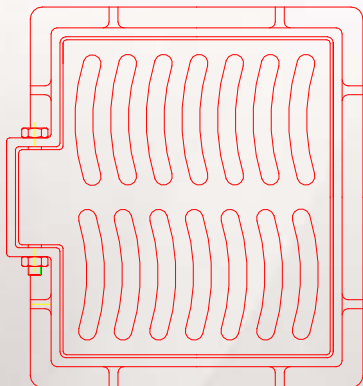
5.2 - CRS-DG



Available sizes
500 x 500 - 300 x 300

D400 Gray Cast Iron

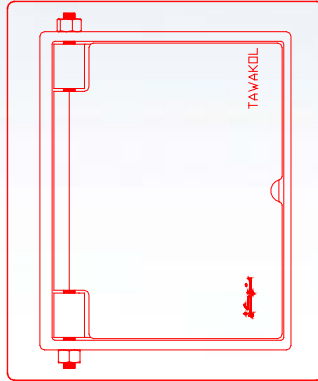
5.3 - ALX-CG



Available sizes
640 x 560

Gray Cast Iron

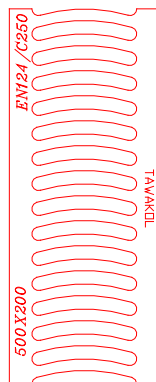
5.4 - 3 Pieces Gully



Available sizes
145 kg - 125 kg


C250 Ductile Cast Iron

6.1 - TG-DG



Available sizes
100 mm - 160 mm - 200 mm

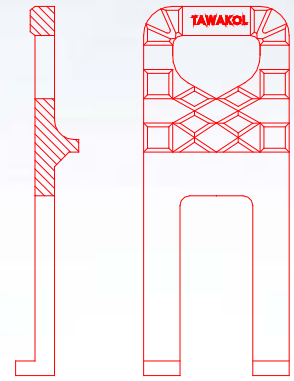
6.2 - TG2-DG



Available sizes
295 mm

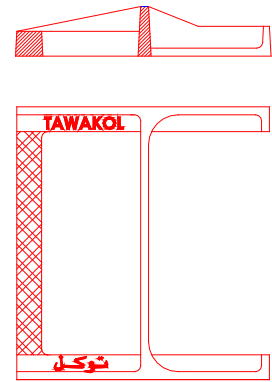
Gray Cast Iron

7.1 - Manhole Step 1



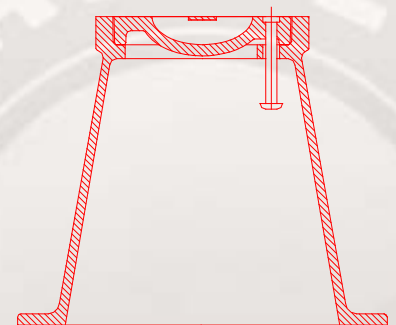
Available sizes
280 mm - 300 mm - 330 mm
380 mm

7.2 - Manhole Step 2



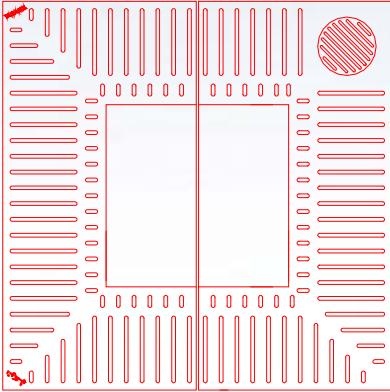
Available sizes
220 mm - 250 mm

7.3 - Surface Box



Available sizes
28 cm - 15 cm

8.1




Available sizes

1600 x 1600 / 750 x 750

1400 x 1400 / 750 x 750

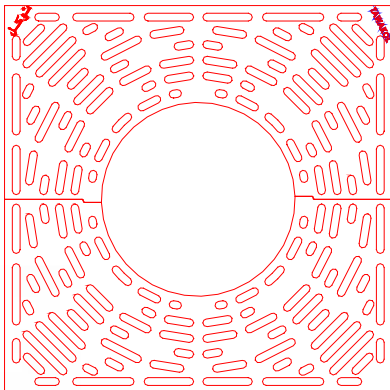
8.4



Available sizes

1600 x 1600 / Ø900


8.2



Available sizes

1000 x 1000 / Ø500


8.5



Available sizes

Ø2000 / Ø1000

8.3




Available sizes

1200 x 1200 / Ø500

1200 x 1200 / Ø600

8.6



Available sizes

Ø1200 / Ø600

Check out other quality products by Tawakol Metal Industries

Manhole Covers



Gullies



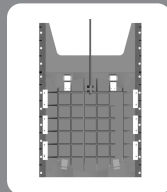
Dismantling Pieces



Cast Iron Pipes



Penstocks



Ductile Iron Fittings



Tree Grates



Fire Hydrants



Table Bases



Umbrella Bases



Head office

38 El Thawra St. Heliopolis,
Cairo, 11431 Egypt

Tel : 002-02-2291 0414

Fax : 002-02-2290 1150

E-mail : info@tawakol.com.eg
Website : www.tawakol.com.eg